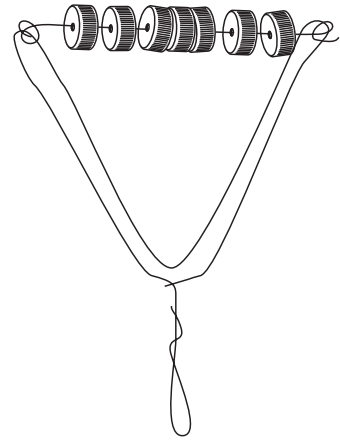
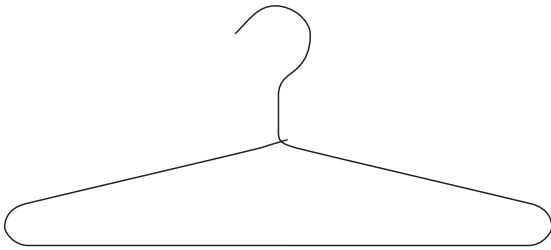



# SONAGLIO 1



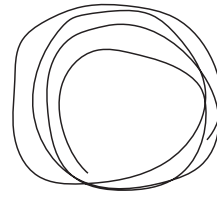
## OCCORRENTE



GRUCCIA DI METALLO



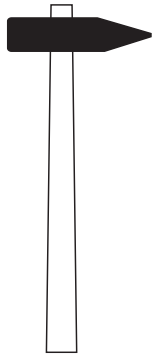
8 TAPPI BOTTIGLIA



FILO DI FERRO



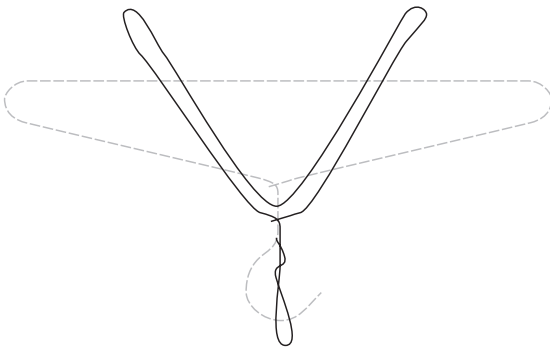
1 CHIDO



MARTELLO

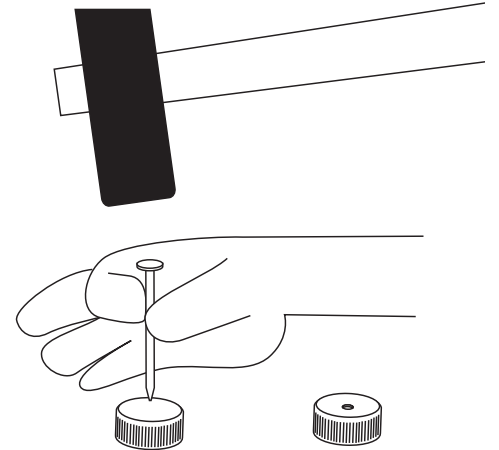
## PROCEDIMENTO

1



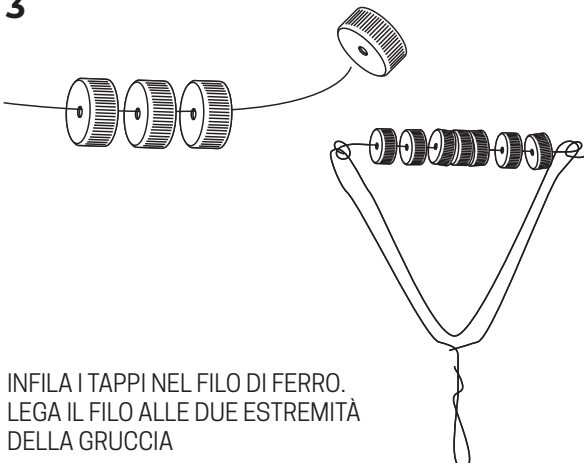
DEFORMA LA GRUCCIA FINO AD OTTENERE UNA FORMA SIMILE A QUESTA

2




CON UN CHIDO FAI UN BUCO AL CENTRO DEL TAPPO

3



INFILA I TAPPI NEL FILO DI FERRO. LEGA IL FILO ALLE DUE ESTREMITÀ DELLA GRUCCIA

4



AGITA IL SONAGLIO E...