
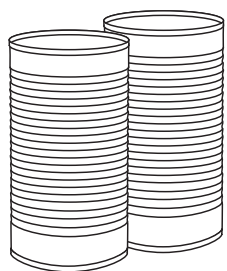



# DOPPIO TAMBURO



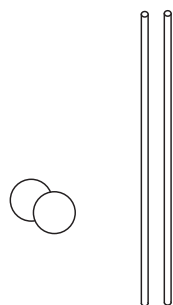
## OCCORRENTE



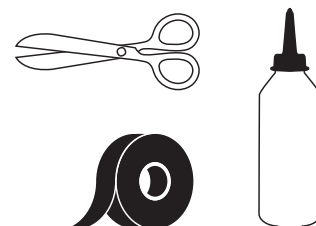
2 BARATTOLI DI LATTA  
TIPO MANGIME PER CANI



2 PALLONCINI  
FORMATO LARGE

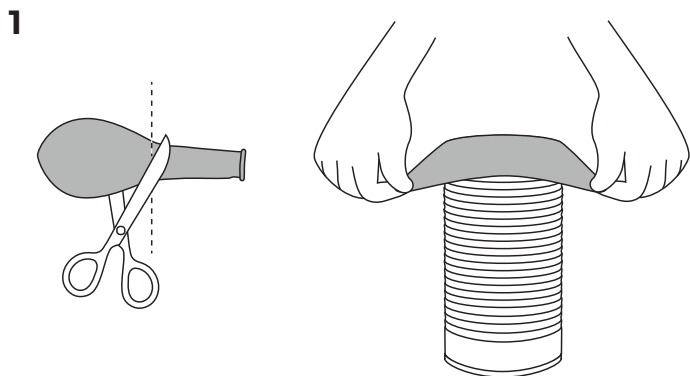


2 PALLINE POLISTIROLO 3 CM  
2 BASTONCINI DI LEGNO

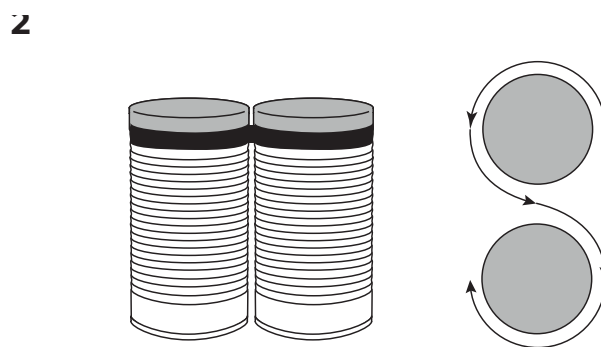


FORBICI  
NASTRO ISOLANTE  
COLLA BLOCK

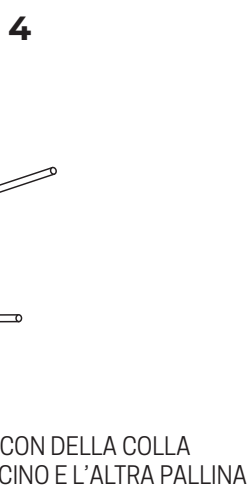
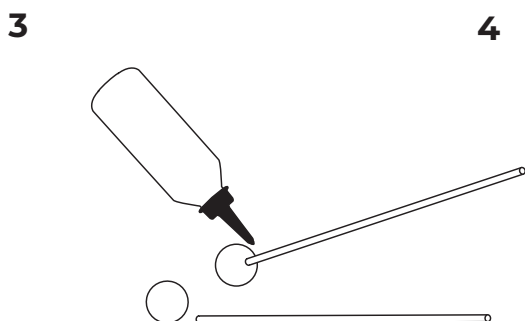
## PROCEDIMENTO




TAGLIA I PALLONCINI COME NELLA FIGURA  
RICOPRI I BARATTOLI DI LATTA E FERMALI  
CON DEL NASTRO ISOLANTE



UNISCI I DUE BARATTOLI CON DEL NASTRO ISOLANTE  
AVVOLGENDO COME NELLA FIGURA IN ALTO A DESTRA



INSERISCI IL BASTONCINO DI LEGNO  
NELLA PALLINA DI POLISTIROLO E FERMALA CON DELLA COLLA  
RIPETI L'OPERAZIONE CON L'ALTRO BASTONCINO E L'ALTRA PALLINA



SUONA IL DOPPIO TAMBURO E BUON DIVERTIMENTO